




## Ladders and stepladders

### FIVE STEPS TO KEEP YOU SAFE




#### STEP 1 CHOOSE THE RIGHT EQUIPMENT

- Appropriate for the working environment and the job
- Good working condition




#### STEP 2 CARRY IT PROPERLY

- Transport the equipment alone or with help
- If necessary, lock any moving parts and secure the ropes



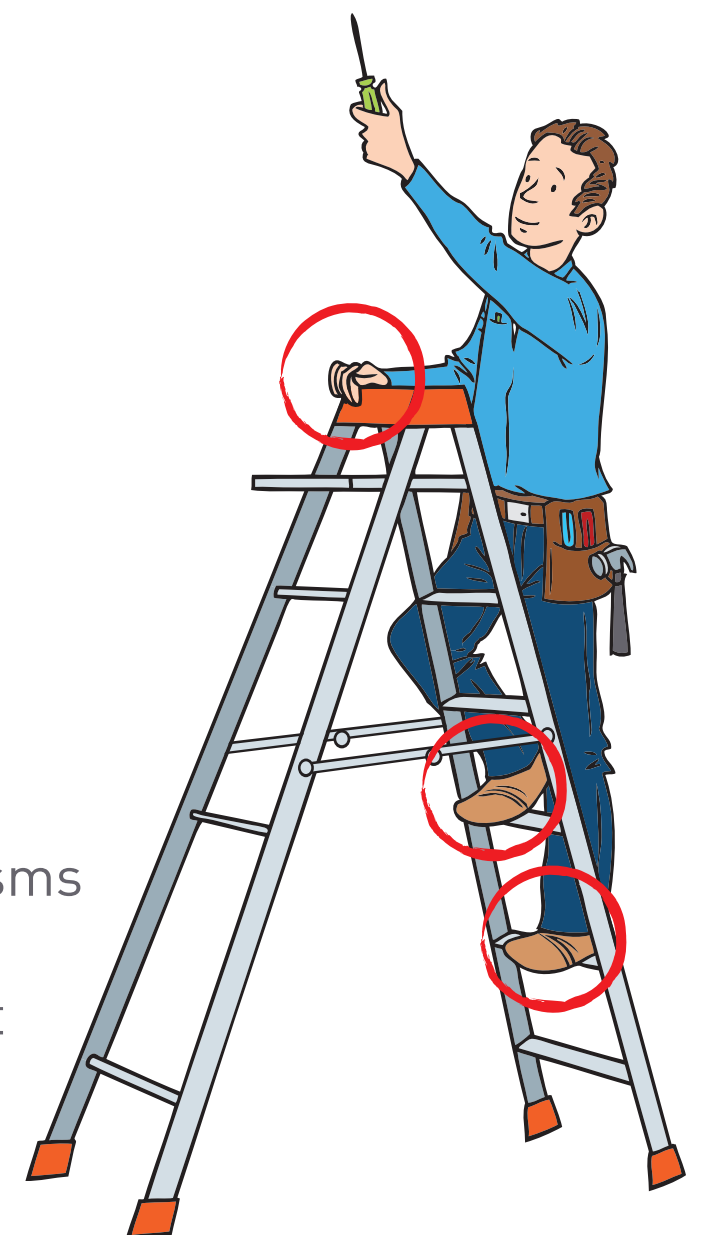
#### STEP 3 FOLLOW THE MANUFACTURER'S RECOMMENDATIONS

- Respect all standards for placement, positioning, overlap, etc.



#### STEP 4 USE THE EQUIPMENT PROPERLY

- Use the locking and stabilization mechanisms
- Always maintain three points of contact



#### STEP 5 STORE AND MAINTAIN

- Store on wall mounted hooks or flat on the floor
- Schedule periodic equipment maintenance

