









Contact Precautions

Personal Care, Group & Residential Homes

In Addition to Routine Practices

	<h3>Accommodation</h3> <ul style="list-style-type: none"> • Single room and bathroom recommended whenever possible. • Contact Precaution Sign on entry to room or bed space. • Room door may remain open. • If room-sharing: <ul style="list-style-type: none"> ○ ensure separation of at least two (2) metres between residents and between beds for all circumstances ○ dedicate a bathroom or commode for each resident ○ pull privacy curtains between residents
	<h3>Hand Hygiene</h3> <ul style="list-style-type: none"> • Perform hand hygiene using alcohol-based hand rub (ABHR) or soap and water as described in Routine Practices. • Use plain soap and water when: <ul style="list-style-type: none"> ○ hands are visibly soiled ○ caring for residents with diarrhea and/or vomiting • Perform hand hygiene: <ul style="list-style-type: none"> ○ before accessing and putting on gown and gloves ○ after taking off gloves and after taking off gown • Show residents and visitors how and discuss when to use hand hygiene products.
	<h3>Personal Protective Equipment: Gowns</h3> <ul style="list-style-type: none"> • Wear a new gown to enter resident room or bed space when: <ul style="list-style-type: none"> ○ providing direct care (<i>e.g., bathing, washing, turning the resident, changing clothing, continence care, dressing changes, care of open wounds/lesion or toileting</i>) ○ having any contact with items in resident room (<i>including gathering and handling specimens</i>) ○ cleaning any areas in resident room • Put on gown before putting on gloves; gloves should cover the gown cuffs. • Do not wear a gown outside resident rooms or bed spaces unless carrying contaminated items or assisting with resident transfer to another facility or area. Clean gowns are required before departure for resident transfer. • Remove damaged or heavily soiled gowns as soon as possible. • Take off gloves and perform hand hygiene before taking off gown. • Do not reuse gowns. • After removing gown: <ul style="list-style-type: none"> ○ place in waste container if disposable ○ place in linen bag if reusable ○ perform hand hygiene

	<h3>Personal Protective Equipment: Gloves</h3> <ul style="list-style-type: none"> Wear new non-sterile gloves to enter resident room or bed space when: <ul style="list-style-type: none"> providing direct care (e.g., bathing, washing, turning the resident, changing clothing, continence care, dressing changes, care of open wounds/lesion or toileting) having any contact with items in resident room (including gathering and handling specimens) cleaning any areas in resident room Gloves are single-use. Use only once, then dispose of them immediately after use. Put on gown first and then gloves after; gloves should cover gown cuffs. Change gloves and perform hand hygiene between care activities for the same resident (e.g., when moving from a contaminated body site to a clean body site). Do not wear gloves outside resident rooms or bed spaces unless carrying contaminated items or assisting with resident transfer to another facility or area. Never wash disposable gloves or use ABHR on any gloves. Take off gloves and perform hand hygiene before taking off gown. Discard used gloves in a waste container. <p>(Refer to the SASWH Donning & Doffing Posters for details on careful removal and disposal of gown & gloves)</p>
	<h3>Handling Resident Care Items and Equipment</h3> <ul style="list-style-type: none"> Use disposable care equipment when possible. Bring minimal supplies into resident rooms. Dedicate re-useable equipment to a single resident until Contact Precautions are discontinued (e.g., thermometers, blood pressure equipment). If reusable equipment cannot be dedicated to a single resident, clean and disinfect it between residents. <ul style="list-style-type: none"> Refer to manufacturer's instructions for equipment specific cleaning information Rooms should contain a dedicated linen bag. Do not overfill bags. Double bag only if leaking. Do not share items (e.g., puzzles, books, electronics) that cannot be cleaned and disinfected. Clean shared tubs and showers immediately after use as per facility procedures. When Contact Precautions are discontinued; discard single-use care equipment, reprocess reusable care items, change bed linens and cubicle curtains. Place soiled resident clothing and any unused linens into the soiled linen bag to be laundered. Used meal trays and beverage dishes do not require special handling. Place on the dietary cart or in an area designated for used dishes. Disposable dishes and utensils are not required.
	<h3>Ambulation Outside Room, Bed Space or Transfer</h3> <ul style="list-style-type: none"> For ARO positive residents refer to: Additional Precautions for ARO Positive Residents in personal Care, Group & Residential Homes. For other diseases and conditions requiring contact precautions; residents should not leave their room or bed space. If residents must leave their room for essential purposes, instruct them on or assist them with: <ul style="list-style-type: none"> performing hand hygiene putting on clean clothing or clean housecoat ensuring dressings and incontinence products are able to contain any drainage

	<ul style="list-style-type: none"> • Notify the receiving area of the need for Contact Precautions before departure. • Transport Staff should assess the risk of spreading infection and choose clean personal protective equipment (PPE) if necessary, to handle the resident during transport and at the transport destination, using Point of Care Risk Assessment (PCRA). Staff assisting with transfer of a resident to another facility or area require a clean gown and gloves before departure. If PPE is worn transporting staff must remove PPE and perform hand hygiene at destination. • Medical charts transported with the resident must be kept clean.
	<h3>Environmental Cleaning</h3> <ul style="list-style-type: none"> • All high touch surfaces in resident's room, including bathrooms and commodes, must be cleaned at least daily. • Use AHS or facility approved products and procedures. • When Contact Precautions are discontinued: <ul style="list-style-type: none"> ○ clean room as per existing facility cleaning practices clean touch surfaces of resident's ambulation aides ○ change privacy curtains • Refer to home/facility Environmental Services cleaning schedules and practices. <ul style="list-style-type: none"> ○ Notify facility Environmental Services when Contact Precautions are discontinued to request a terminal cleaning of room.
	<h3>Visitors</h3> <ul style="list-style-type: none"> • Encourage visitors to perform hand hygiene. • Instruct family and visitors how to put on and take off gown and gloves, if they are assisting with care (e.g., feeding, turning).

For more information on Additional Precautions go to SASWH IPAC Education Course
<https://rise.articulate.com/share/-vFME217gojfGhTUHBD2QnPaKS3LwJaq>