

G22 Industry Update

G22 Industry Premium Rate (2025-2026)

HOW PREMIUM RATES ARE SET

Expected claims costs are projected for the coming year (industry premium rate = G22 costs/G22 payroll).

REDUCED RATE FOR 2026

The total rate for 2026 saw a **-1.0% decrease** from 2025, thanks to projected reductions in survivor benefit payments, WorkSafe, and SASWH costs.

AREAS FOR IMPROVEMENT

Costs related to short-term disability, vocational rehabilitation, and long-term disability continue to climb. While the G22 rate code is seeing fewer accepted injury claims, the claims that are accepted have longer leaves and higher costs.

Rate components	2025 rate	2026 rate	Percentage change
Claim costs	\$1.371	\$1.416	3.3%
Short-term disability and vocational rehabilitation	\$0.531	\$0.558	5.1%
Medical costs	\$0.655	\$0.668	2.0%
Long-term disability	\$0.159	\$0.167	5.0%
Fatality and survivor benefits	\$0.026	\$0.023	-11.5%
Administration costs	\$0.490	\$0.503	2.7%
WCB administration expenses	\$0.427	\$0.442	3.5%
WorkSafe Saskatchewan	\$0.011	\$0.010	-9.1%
Occupational Health and Safety (OHS) and Injured Worker Appeal Services (IWAS)	\$0.052	\$0.051	-1.9%
Subtotal	\$1.861	\$1.919	3.1%
Safety association funding	\$0.069	\$0.066	-4.3%
Model calculated rate (rounded)	\$1.93	\$1.99	3.1%
Additional rate reduction	N/A	(\$0.08)	N/A
Total rate (rounded)	\$1.93	\$1.91	-1.0%

Source: Saskatchewan Workers' Compensation Board



Item D on AGM Materials Page





WORK INJURY CLAIM FORM

G22 DAYS LOST

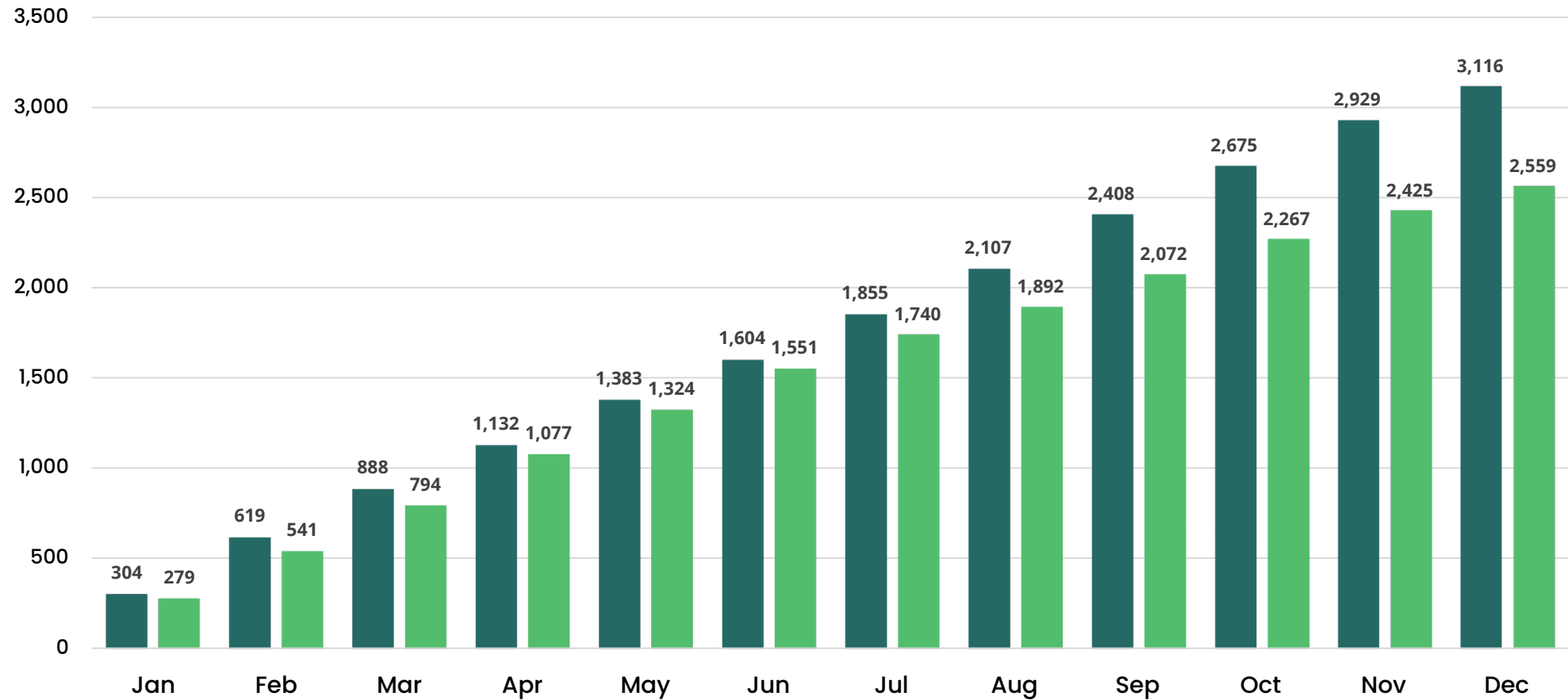
As of December 1, 2025, there were **52,415** compensation days paid in the G22 sector, which is equivalent to removing **237** full-time employees from the workforce due to workplace injury.*

*Calculated with the assumption that there are 250 working days in a year.

Source: Saskatchewan Workers' Compensation Board

All G22 Accepted Injury Claims

Year Over Year Comparison (2024 – 2025)



Source: Saskatchewan Workers' Compensation Board

■ 2024 ■ 2025



2025

SASKATCHEWAN G22 EMPLOYERS

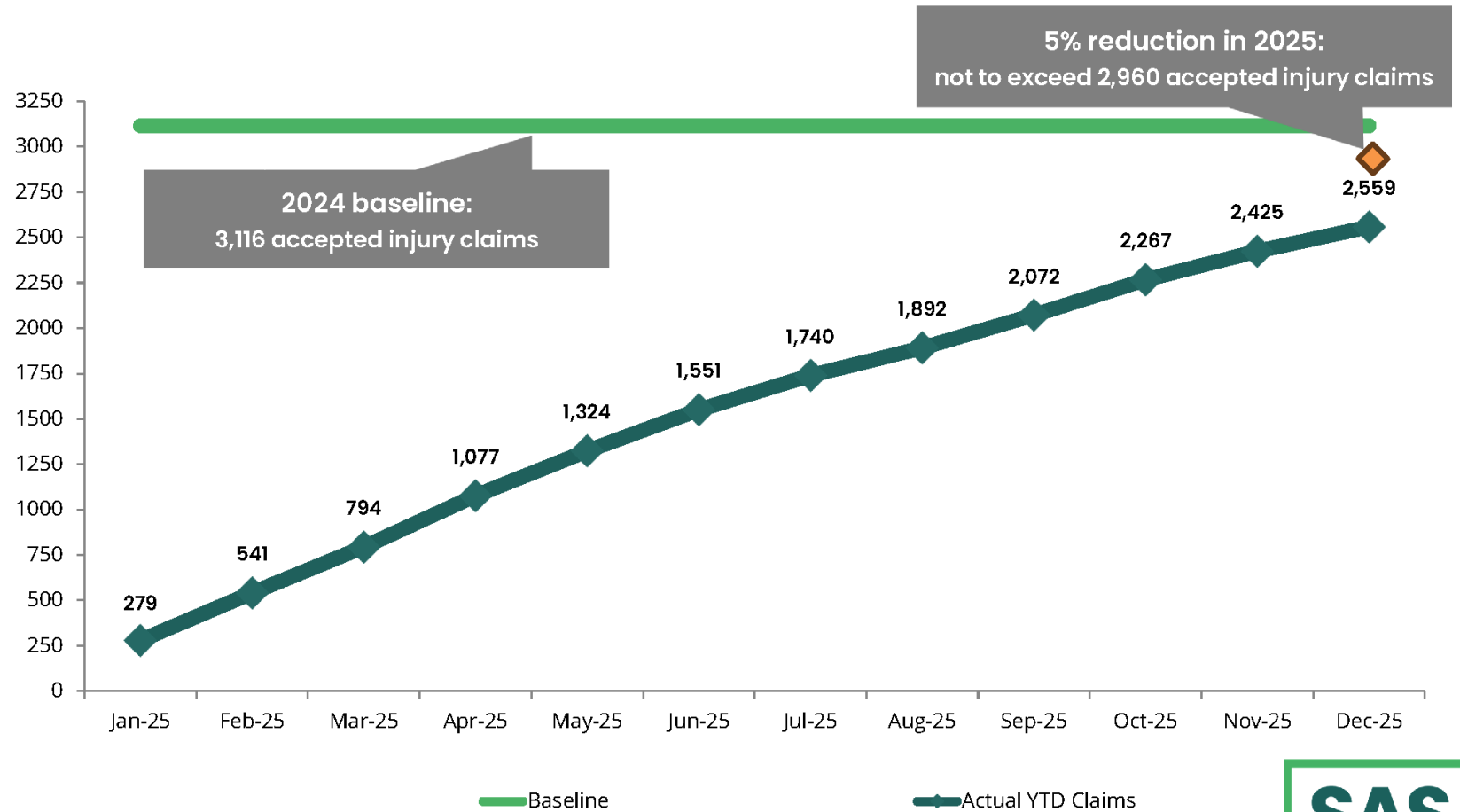
All G22 Accepted Injury Claims

as of Dec 31, 2025

17.87% decrease

(2024 to 2025)

Accepted WCB Injury Claims [5% reduction in 2025 from previous year]



Date Prepared: January 15, 2026
Report Contact: Sandra Cripps, SASWH
Source: Saskatchewan Workers' Compensation Board
Operational Definition: Reduction in the overall number of accepted WCB injury claims for all G22 employers by 5% by December 31, 2026 (from the 2024 baseline of 3,116 claims/yr to no more than 2,960 claims/yr in 2025).



2025

SASKATCHEWAN HEALTH AUTHORITY

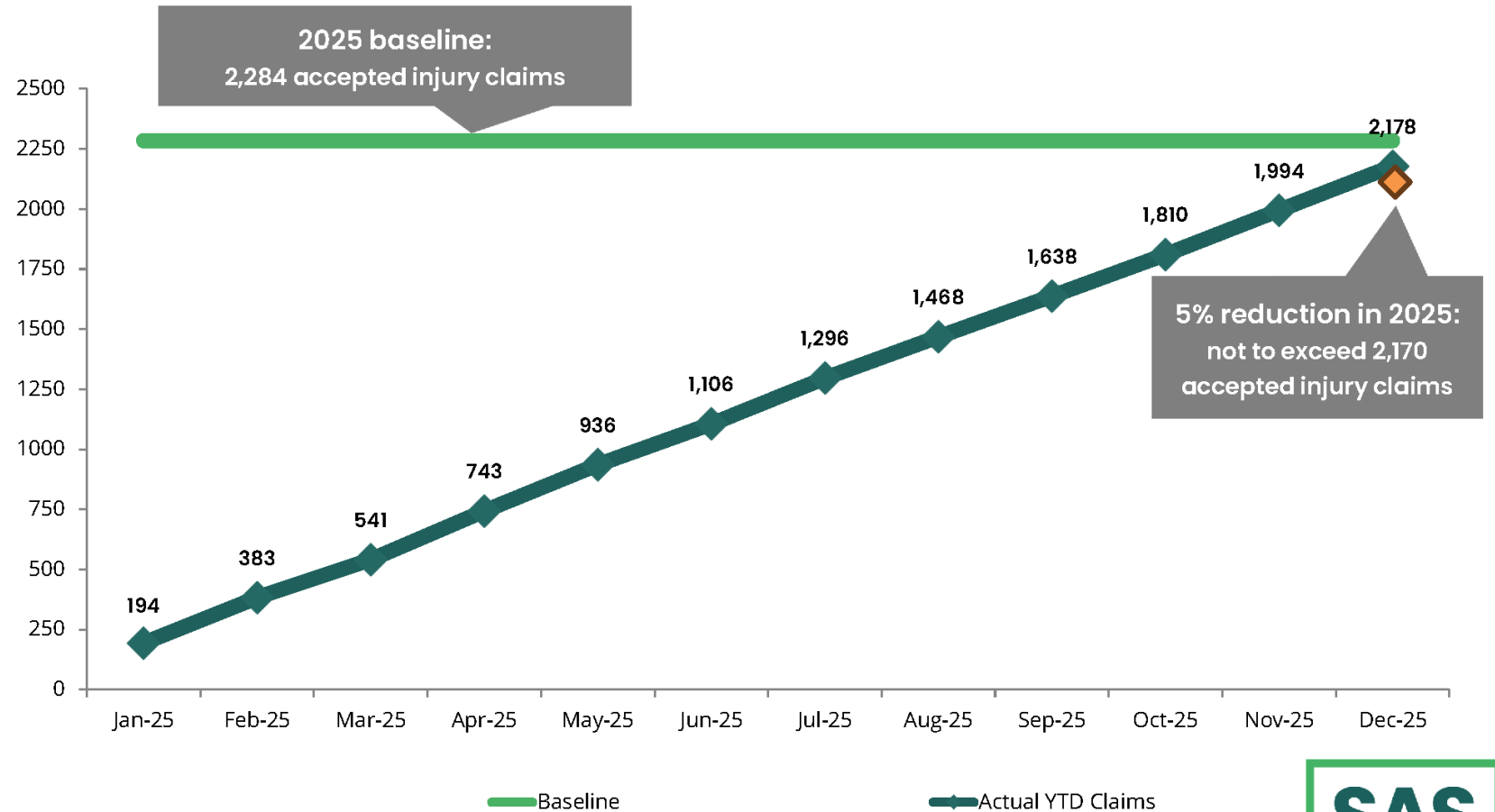
All SHA Accepted Injury Claims

as of Dec 31, 2025

4.64% decrease

(2024 to 2025)

Accepted WCB Injury Claims [5% reduction in 2025 from previous year]



Date Prepared: January 15, 2026
Report Contact: Sandra Cripps, SASWH
Source: Saskatchewan Workers' Compensation Board
Operational Definition: Reduction in the overall number of accepted WCB injury claims for SHA workers by 5% by December 31, 2025 (from the 2024 baseline of 2,284 claims/yr to no more than 2,170 claims/yr in 2025).



G22 Industry Update

Injury Statistics at a Glance

30.8%

of injuries under age 35

42.1

average age at injury

Back - 20.2%
Hand - 14.1%
Body system - 13.5%
Shoulder - 10.7%
Multiple injuries - 9.9%

Top five parts of the body injured in G22



OH&S Contraventions

Most Frequent Contraventions for Healthcare (G22) in 2025

REGULATION	CONTRAVENTION DESCRIPTION	#
OHS Reg 4-4	Frequency of meetings	28
OHS Reg 31-4	Patient moving and handling	28
OHS Reg 3-1	General duties of employers	22
OHS Reg 3-8	Training of workers	19
OHS Reg 4-9	Training of representatives, committee members	16
OHS Reg 3-26	Violence policy	12
OHS Reg 22-7	Workplace label for decanted products	12
OHS Reg 21-12	Eye flushing equipment	11
OHS Reg 4-5	Minutes	11
OHS Reg 10-4	Safeguards	8
OHS Reg 3-14	Maintenance and repair of equipment	8
Total =		175

Source: Ministry of Labour Relations and Workplace Safety

Training Numbers

Year over Year Comparison (2016 – 2025)

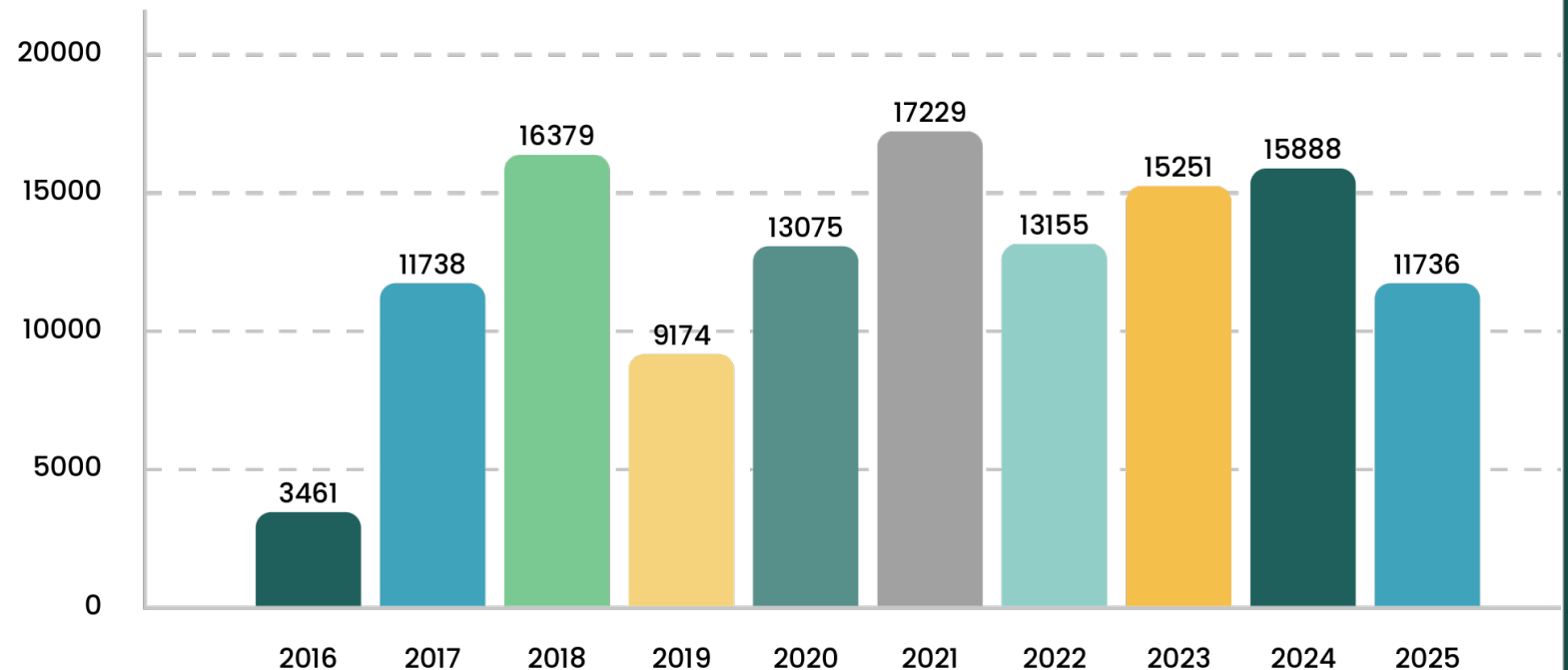
SASWH surpassed its goal of training a minimum of 10,000 participants in 2025.

“Why are numbers lower than the past few years?”

There was a decrease for some online education compared to previous years but training numbers for other programs remained consistent with 2024.

↓ -1,766 for W.A.V.E.

↓ -2,144 for WHMIS



Source: SASWH Training Records

National Alliance for Safety and Health in Healthcare (NASHH)



Collaboration · Leadership · Shared Vision

Coast to Coast Connection for Injury Prevention in the Healthcare Sector



National Alliance for Safety and Health in Healthcare (NASHH)

Workplace injury occurs
every 12 minutes in
Canada.

Source: Alberta Workers' Compensation Board

Common injuries in healthcare across Canada:

1. Musculoskeletal
2. Slips, trips and falls
3. Violence



The NASHH group meets common goals and increases their impact through the sharing of new tools, resources, and knowledge. This collaborative effort allows other provinces to adapt – rather than reinvent – practices and materials, saving money and increasing the speed with which they can be introduced into the healthcare sector.

Collaboration · Leadership · Shared Vision

Coast to Coast Connection for Injury Prevention in the Healthcare Sector

