

Online Access Instructions

SMART® Education via Online Learning

This document will assist you with accessing SASWH's SMART® (Safe Moving and Repositioning Techniques) program® online learning education.

Please note: Online education must be completed within 6 weeks prior to an in-person training session to meet program requirements. The in-person session provides essential hands-on experience not covered in the online learning.

Before you start:

- The online learning is compatible with the following internet browsers:
 - Firefox
 - Google Chrome
 - Microsoft Edge
- Use a computer with reliable internet access. Internet speed/stability may impact the function of the course.
- We recommend that you do not use a mobile device (i.e., tablet, cell phone) as the course may not function as intended on these devices.

Step 1 – Access the Login Page:

1. Go to SASWH's website (www.saswh.ca)
2. In the top right corner, click on the **red** LOG IN icon.



Saskatchewan Association for
Safe Workplaces in Health



HOME

ABOUT US ▾

TRAINING ▾

RESOURCES

NEWS ▾

CONTACT US

Search...



Step 2 –Log Into E-Campus:

1. If you already have an e-campus account, log-in and proceed to **Step 5**.
2. If you do not have an e-campus account, click the **light green** "Create new account" button and proceed to **Step 3**.



Saskatchewan Association for
Safe Workplaces in Health


Log in

Create new account

[Lost password?](#)


[Cookies notice](#)


Step 3 – Create an Account:


- Fill in all the required fields (indicated by an exclamation point in a red circle: )
 - Be sure to store your username and password in a safe place — you will need them to log in later.
 - Ensure to enter your email address correctly.
- For the remainder of the “Employer Information”:

Students:

- Under “Title/Position”, enter “Student”.
- Under “Employer” click the drop-down arrow and select the name of your educational institution along with the applicable program and site location.
- If your school is not listed, select “Other” and specify the institution name in the “If other, Please specify” text box

 **Employer Information**


Title/Position 


Employer 


If other, Please specify

Non-SHA Employees:

- Under “Employer” click the drop-down arrow and select the name of your employer.
- If your employer is not listed, select “Other” and specify the employer name in the “If other, please specify” text box.

 **Employer Information**


Title/Position 


Employer 


If other, Please specify

Saskatchewan Health Authority (SHA) Employees:


- Under “Employer” click the drop-down arrow and select “Saskatchewan Health Authority”.
- Under “Geographical Area”, click the drop-down arrow and select the applicable former health region you are employed in.

 **Employer Information**

Title/Position 

Employer 


If other, Please specify

Date of Birth
 Enable 

Employee ID #

Note

Geographic Area

 Required

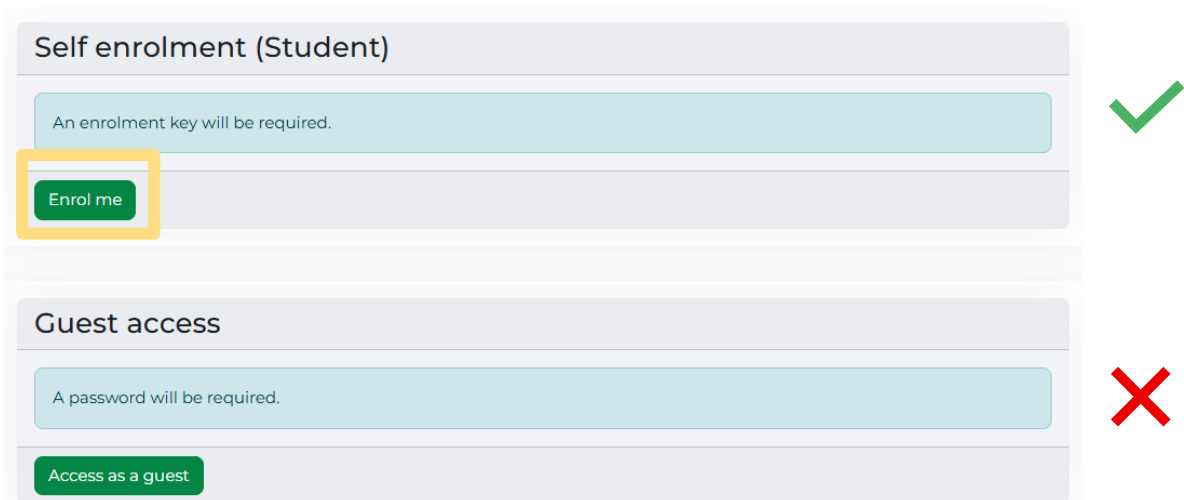
- Once you have filled in all the required account information, click the **green** “Create my new account” button.

Step 4 – Confirm Your Account:

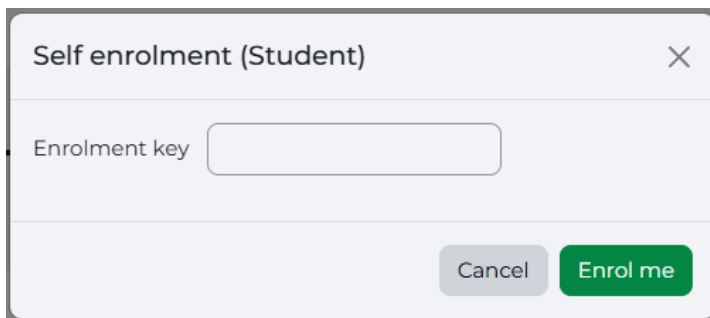
1. After creating your account, you will receive an email to confirm your account. If you do not see it in your inbox, please ensure you check your junk email folder.
2. Click on the verification link in the email to activate your account.
3. Click “Continue” and you will be redirected to log into the SASWH e-learning portal.

Step 5 – Register for SMART®

1. Once you have logged in, scroll down on the Home page to find “Available courses”.
2. From the list of courses, click on the link for “Safe Moving and Repositioning Techniques (SMART®) program©” – there will be a short course overview under the course name.
3. Under the “Self Enrolment (Student)” heading, click the **green** “Enrol me” button.



4. Do not use the “Guest access” field to enrol.
5. Enter the enrolment key, then click “Enrol me”.
 - **The enrolment key for the SMART® program© is: Repositioning*26**
 - It is case sensitive, so enter it exactly as shown above.



6. You will only be required to enter the enrolment key for initial access to the course.

Please note: each online course has a unique enrolment key.



Completing SMART®:

- As you work through the course modules, use the “Next Page” button to advance and the “Submit” button to enter your responses to questions.
- *Test My Knowledge* questions are offered throughout the course to reinforce your learning.
- If you need to stop part way through the course, you will be prompted to save your progress; this will allow you to return where you left off.

SMART® Training Certificate:

- There is no certificate offered in the SMART® online education course as an in-person training session must be attended to meet program requirements.
- A proof of online completion document will be available to download to bring to your in-person session.
- An official SMART® certificate will be provided to you following successful completion of the in-person training.

Need Help? E-Campus Support is Available to You:

If you have technical difficulty or need assistance as you work through the online program, contact SASWH by email at learning@saswh.ca

Assistance is available during SASWH’s regular business hours: **Monday to Friday, 8:15 AM to 4:30 PM except statutory holidays.** We are also closed Christmas Day to New Year's Day.

Support for the functioning of your computer or software is not available from SASWH.